



EPAK: Special Grant

2025 - 2026

EPAK Special Grant Overview

Purpose

To inspire collaboration amongst teachers to **conduct larger-scale and longer-term projects** to benefit their students

Quick Facts

Grant Size: Up to \$5,000 per project

Duration: Up to 1 year per project, with extensions considered on an as-needed basis

Project Team Size: At least 2 teachers, with 1 designated as the primary contact

Requirements: One initial application consisting of two 350 word responses, along with a brief interim and final project report

Example Projects

In-Scope:

- Investments in larger-scale educational projects (e.g., improvements to a teaching garden)
- Long-lived classroom equipment (e.g., library books and upgrades, sports equipment, arts and crafts equipment, musical instruments)
- Educational software (e.g., IXL Platform, Quizlet, Canvas)
- Teaching supplements (e.g., field trips to zoos / museums / cultural centers, speaker events)

Out of Scope:

- Consumable items (e.g., food and snacks, fuel cards, gift cards, PPE / medical supplies)
- Teacher salaries and / or bonuses, including reimbursements for teach-from-home items
- Funding for student-led groups (purpose of grant is for teachers)

Please refer to our [For Teachers](#) page for additional information.

Case Study – Drama Set

Purpose: Creating large scenery “flats” on wheels that serve as the backdrop for plays, musicals, and shows throughout the year.

Funds Requested: \$993

Post-Project Report from Teacher and Project Leader:

By being part of these musicals, students gained a sense of accomplishment and pride, knowing that they were part of a well-supported production with high-quality sets, enhancing both their confidence on stage and their appreciation for the arts.

All together, just this year, the sets were used for a total of NINE performances! They can be repainted and reused again and again for many years and shows to come!

Best of all, the students not only had the opportunity to benefit from seeing and using beautiful sets, they also had the opportunity to WORK DIRECTLY on the sets through the construction, prep and painting process.



Case Study – Science Programming


Purpose: Inviting the Palo Alto Junior Museum to provide supplemental lessons to rebuild the science education curriculum.

Funds Requested: \$1,680

Post-Project Report from Teacher and Project Leader:

*The Junior Museum delivered hands-on and interactive programming at our school site, aligned to NGSS standards and tailored to match our non-fiction ELA unit topics. Each lesson was 50-minutes and **involved engaging, tactile science experiences (such as live animals, natural artifacts, and real science tools)**.*

*I cannot express enough, how much your donation has given to our students. **This experience expanded the world of my students, and for that I will be eternally grateful for your generosity.** Please continue to donate and give to EPAK. This grant has a noticeable, direct impact on students and teachers.*



Case Study – Musical Instruments

Purpose: Purchase new instruments for the school's growing band program and replace old instruments that were breaking

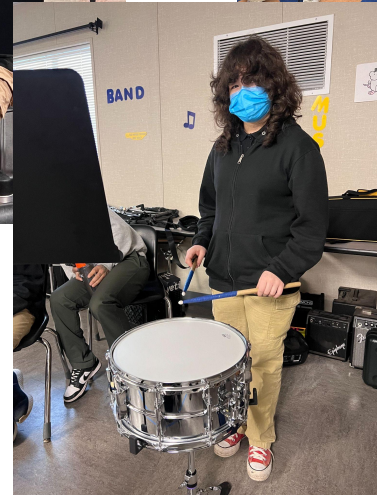

Funds Requested: \$5,400

Post-Project Report from Teacher and Project Leader:

The Special EPAK Grant has helped our scholars begin to utilize a variety of quality instruments that were not accessible to them previously.

Scholars have learned instrument care (responsibility) and maintaining excellent instrument quality. Utilizing our new instruments has instilled a sense of pride and has even brought in new musicians! Our small band program of 12 has now grown to 27!

Students are practicing daily at home and are excited to grow their musicianship skills. We are now working towards two events that we will be performing at this current school year.



Case Study – Playground & Shade

Purpose: Increase the shade available in the playground area so students can better enjoy lunch and recess time and to purchase new games and sports equipment for student recreation.

Funds Requested: \$5,000

Post-Project Report from Teacher and Project Leader:

We are so excited to report that this grant beyond met our expectations.

[Our contractor] installed two new metal poles to double the shaded area that we had outside. He replaced the old shade screen and he added a sand flooring (where previously it was just a mudhole with the rain). Many kids have already been sitting under the screen and enjoying the space, across the grade levels.

The board games have been used to help support our Friday Specials classes when we work with three classes at a time ... The games will also be used by our Garden teacher to support her with indoor classes when the weather is rainy or too cold, and still promote collaboration and joy.



2025 – 2026 Application Process and Timeline



FAQs

1. Am I eligible for a Special Grant if this is my first time applying to EPAK?
 - a. Yes! All teachers at EPAK-affiliated schools are welcome to apply.
2. Can I apply to an EPAK Special Grant and another EPAK grant?
 - a. Yes! Special grant applicants can also apply for a regular grant.
3. Do I need to spend the grant funds before cashing the check?
 - a. No! Please deposit checks immediately. They will be voided if not cashed in 90 days.
4. I'm excited to begin work! When will I know if I've been approved for a grant?
 - a. We know you're excited to get started! However, not all projects will be approved and funded. Please refer to the Timeline for details on when you should expect a decision.
5. My project didn't work out. Can I use my grant for something else?
 - a. Requests for changes in use of funds must be submitted to allocations@epak.org and be pre-approved by an EPAK board member.

If any further questions, please feel free to contact bruce@epak.org

Thank You!

– Your friends at EPAK